

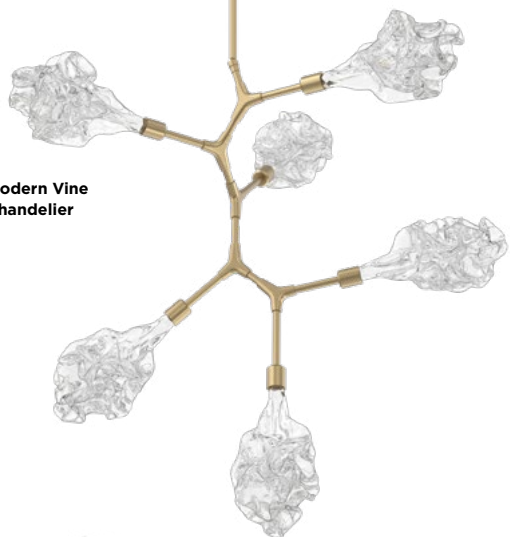
HAMMERTON
STUDIO



PRODUCT CONFIGURATION
2026 GUIDE



Multi-Pendant Chandelier



Modern Vine Chandelier



Moda Chandelier



Tempo Sconce



Double Sconce



Radial Ring Chandelier



Round Starburst Chandelier



Mandrel Linear Chandelier



Modern Branch Chandelier

ENDLESS POSSIBILITIES.

With over 20 configurable fixture designs, dozens of handcrafted glass styles colors, and a wide selection of finishes, Hammerton Studio makes it easy to create captivating lighting solutions for every space and style.

From large round and linear chandeliers to accent pendants and sconces, each fixture can be configured to suit your unique requirements in a matter of seconds.

Each fixture is handcrafted by our in-house artisans and typically ships in 4-6 weeks.

When it comes to extraordinary design value—it's in our DNA.

TABLE OF CONTENTS

4 MULTI-PENDANTS & CLUSTER PENDANTS

9 FLUSH MOUNTS

12 CHANDELIERS

Modern Branch and Modern Vine

Twisted Branch and Twisted Vine

Bezel Ring and Linear

Radial Ring and Linear

Round and Oval Starbursts

Belvedere Round and Linear

Mobile

Moda

Mandrel Linear and Pendant

26 SCONCES

Mandrel Sconce

Belvedere Sconce

Single Blown Glass Sconce

Tempo Sconce

Double Sconce

SWAG & MULTI-PENDANT CHANDELIERS

No other light is as versatile as the pendant. Our collection offers luminous designs crafted in artisan-blown and cast crystal glass, ceramic, natural stone, and refined metalwork. Choose configurations of 3 to 12 pendants, suspended from round, square, or linear multi-pendant canopies—or beautifully draped from a round swag canopy in the style you prefer. Select from the 23 featured styles shown, as well as multiple glass colors and finishes.



Round Canopy
3-, 5-, 8-, or 11-
Pendants



Scan to Configure



Linear Canopy
7- or 9-
Pendants



Scan to Configure



Square Canopy
9- or 12-
Pendants



Scan to Configure



Swag Canopy
3-, 6-, 9-, or 12-
Pendants



Scan to Configure



12-Light Swag Chandelier
shown with
Atmosphere Cumulus
Clear Granite kiln fused glass
Gilded Brass metallic finish

Glass Options





3-Light Multi-Pendant Chain Chandelier
 shown with
 Aalto glass
 Gilded Brass metallic finish
 Diamond chain

SWAG & MULTI-PENDANT CHAIN CHANDELIERS

For a refined vintage look, our new handcrafted chains add sophistication to several of our blown and cast crystal glass fixtures. Choose from rectangle, diamond, or oval chain styles; four metallic finishes; 3- or 5-light round canopy multi-pendant chandeliers or 3-, 6-, 9-, and 12-light swag chandelier configurations. Select from 18 featured styles shown, as well as multiple glass colors and finishes.



Round Canopy
 3- or 5-
 Pendants



Scan to Configure

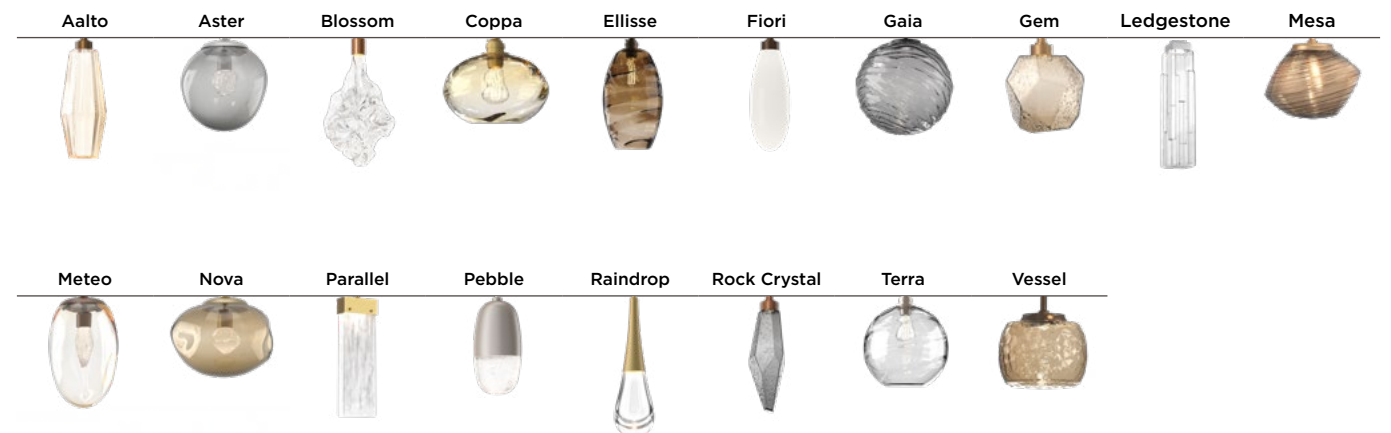


Swag Canopy
 3-, 6-, 9-, or 12-
 Pendants



Scan to Configure

Glass Options



3-Light Cluster Pendant
shown with
Bronze Mesa glass
Gilded Brass metallic finish




6-Light Hub & Spoke Surface Mount
shown with
Iris cast glass
Licorice black leather accent
Novel Brass metallic finish



CLUSTER PENDANT


Available in 3- and 6-light configurations, this glittering pendant design makes a sculptural statement over kitchen islands, breakfast bars, bedside tables, and bathroom vanities. Available in the six glass styles shown, as well as several glass colors and finishes.



Scan to Configure

HUB & SPOKE SURFACE MOUNT

Add more drama to your ceilings and walls with unique, artisanal illumination. The modular design of the hub and spoke allows you to adjust the arms to suit your space. Available with 3- and 6-light options in both round and linear configurations. Choose from the nine glass styles shown, as well as several glass colors and finishes.



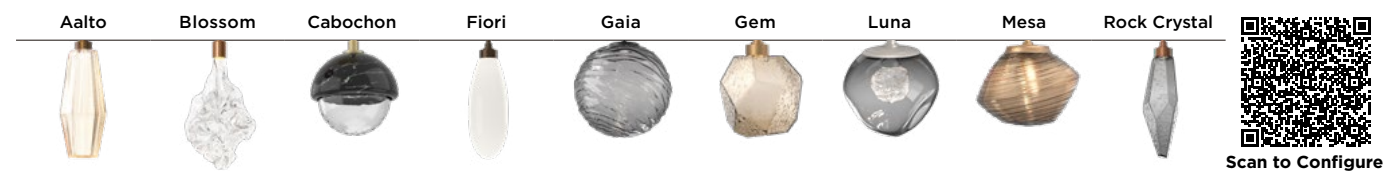
Scan to Configure

Blown Glass Flush Mount
 shown with
 Smoke Cabochon glass
 White Marble stone accents
 Matte Black metallic finish



BLOWN GLASS FLUSH MOUNT

This intriguing 6-light design elevates the functional flush mount to a fabulous focal point in any space. Available in the nine glass styles shown, as well as several glass colors and finishes.



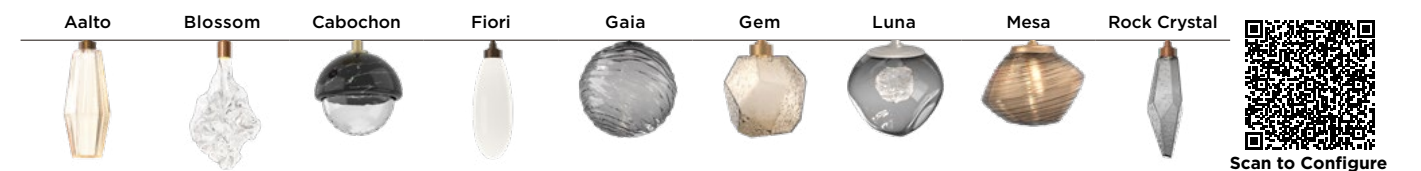
Half Starburst Flush Mount
 shown with
 Bronze Gem glass
 Burnished Bronze metallic finish



Big Canyon Homes | Jon Cook Creative Photography

HALF STARBURST FLUSH MOUNT

Nodding to a mid-century modern aesthetic, this iconic sputnik-inspired flush mount makes a captivating statement in lower-ceiling spaces. Available in the nine glass styles shown, as well as several glass colors and finishes.



6-Light Modern Branch Chandelier
 shown with
 Clear Gem blown glass
 Burnished Bronze metallic finish




Schulz Design Build | Crosby Dove Photography

8-Light Modern Vine Chandelier
 shown with
 White Cabochon glass
 Poppy Blue metal accent
 Gilded Brass metallic finish



MODERN BRANCH CHANDELIER


Ideal for kitchen, dining, and game spaces, this organic-inspired linear chandelier can be ordered in 6-, 8-, and 10-light configurations. Available in the nine glass styles shown, as well as several glass colors and finishes.



Scan to Configure

MODERN VINE CHANDELIER

A vertical alternative to the Modern Branch, this cascading design can be ordered in 6- and 8-light configurations in the nine glass styles shown, as well as several glass colors and finishes.



Scan to Configure

8-Light Twisted Branch Chandelier
 shown with
 Clear Luna glass
 Zircon cast glass diffuser
 Novel Brass metallic finish




4-Light Twisted Vine Chandelier
 shown with
 Clear Mesa glass
 Flat Bronze metallic finish



TWISTED BRANCH CHANDELIER

Available in 6-, 8-, and 10-light configurations, this sleek linear design pairs minimal metalwork with each of the four glass styles shown, as well as several glass colors and finishes.



Scan to Configure

TWISTED VINE CHANDELIER

A versatile solution for stairwells, breakfast bars, bedside tables, and bathroom vanities, this sleek vertical design can be ordered in both 4- and 8-light configurations in the four glass styles shown, as well as several glass colors and finishes.



Scan to Configure

12-Light Bezel Ring Chandelier
 shown with
 Bronze Vessel glass
 Flat Bronze metallic finish

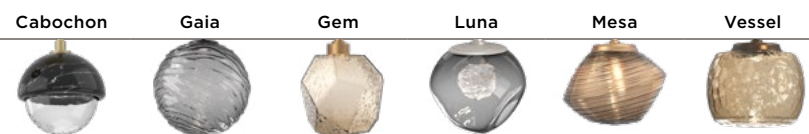


9-Light Bezel Linear Chandelier
 shown with
 Smoke Gem glass
 Flat Bronze metallic finish



BEZEL RING CHANDELIER

Sparkling artisan blown glass makes this deceptively simple design an intriguing focal point, while cleverly hidden downlights provide additional task lighting. Available in 8-, 12-, and 16-light configurations* in the six glass styles shown, as well as several glass colors and finishes.



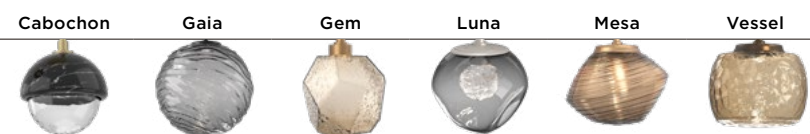
*8-light configuration is only offered with Gem glass



Scan to Configure

BEZEL LINEAR CHANDELIER

Offering ample ambient and task illumination, this top-selling linear fixture is as beautiful as it is functional. Available in 6-, 9-, and 11-light configurations* in the six glass styles shown, as well as several glass colors and finishes.



*11-light configuration is only offered with Gem glass



Scan to Configure

18-Light Radial Ring Chandelier
shown with
White Gaia glass
Gilded Brass metallic finish



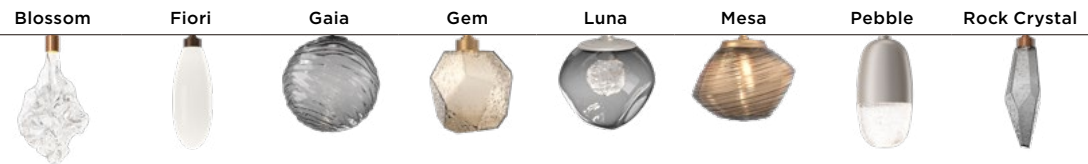
48" W Radial Linear Chandelier
shown with
Blossom glass
Gilded Brass metallic finish



Sixty3 London Design | Julian Abrams Photography

RADIAL RING CHANDELIER

Our artisan blown crystal glass takes the spotlight in this dramatic fixture design. Available in two single-tier configurations and one double-tier configuration in the eight glass styles shown, as well as several glass colors and finishes.



Scan to Configure

RADIAL LINEAR CHANDELIER

Sparkling yet functional, with discreet downlighting, this fixture is an ideal solution for kitchen and dining spaces with lower ceilings. Available in 48" and 60" widths, offered in the two glass styles shown and a selection of refined finishes.



Scan to Configure

Large Round Starburst Chandelier
shown with
Amber Gaia glass
Graphite metallic finish



Award Interiors | Marco Ricca Photography


Oval Starburst Chandelier
shown with
Chilled Clear Rock Crystal glass
Flat Bronze metallic finish



Interiors X Design | Keith Scott Morton Photography

ROUND STARBURST CHANDELIER

The iconic sputnik is elevated to new heights with our captivating artisan blown crystal glass. Available in two 12-light sizes in the nine glass styles shown, as well as several glass colors and finishes.



Scan to Configure

OVAL STARBURST CHANDELIER

This elongated sputnik design offers a versatile alternative to our Round Starburst that's ideal for a wide range of spaces. Available in the nine glass styles shown, as well as several glass colors and finishes.



Scan to Configure

4-Light Mobile Chandelier
 shown with
 Atmosphere Cumulus shade
 Clear Granite kiln fused glass
 Matte Black metallic finish




Moda 3-Rod Chandelier
 shown with
 Clear Mesa glass
 Flat Bronze metallic finish



MOBILE CHANDELIER


A striking blend of artisan textured and kiln-fused glass, cast crystal glass, and precision-crafted metal brings unexpected drama to this modern chandelier. Its arms rotate effortlessly to create multiple configurations. Four- and six-light mobile designs are available in a range of finishes and accents across the three styles shown.



Scan to Configure

MODA CHANDELIER

Offered in two-rod and three-rod configurations, this modular fixture design allows for customization of the height and angle of each rod to suit a wide range of interiors. Available in the seven glass styles shown, as well as several glass colors and finishes.



Scan to Configure

Mandrel Linear Chandelier
shown with
Bronze Mesa blown glass
Flat Bronze metallic finish




Harmony Young Design / Zolotcha Photography

Mandrel Double Pendant
shown with
Clear Gem glass
Gilded Brass metallic finish



MANDREL LINEAR CHANDELIER


Alternating beads of artisan glass, ceramic, natural stone, or metalwork evoke the bold look of modern jewelry designs in this minimalist fixture. An LED illuminated glass 'mandrel' inner spine creates an ambient glow of light, while downlights provide additional task lighting. Available in the six styles shown, in 52" and 74" widths.



Scan to Configure

MANDREL SINGLE & DOUBLE PENDANT

Offered in 18" height for single and 30" height for double pendant styles, as well as 3- and 5-light multi-pendant configurations, these pendants make a bold statement in any décor. Choose from four of our most popular blown-glass styles shown or our new ceramic shade shown, as well as four glass colors and eight finishes.



*Bolla glass is only offered in the double pendant configuration



Scan to Configure

Mandrel Single Sconce
 shown with
 Chalk Torno ceramic shade
 Smoke blown glass
 Matte Black metallic finish




Mandrel Double Sconce
 shown with
 Clear Aalto glass
 Matte Black metallic finish



MANDREL SINGLE SCONCE

A bold study in modern form, this statement-making sconce showcases your choice of Mesa, Gem, or Aalto glass—and our new Torno ceramic shade. With a height of 18", the Single Mandrel Sconce, is available in four glass colors and eight refined finishes.



Scan to Configure

MANDREL DOUBLE SCONCE

Designed for greater scale and visual impact, the Double Mandrel Sconce pairs its elongated form with Mesa, Gem, and Aalto glass or the new Torno ceramic shade. Measuring at a 30" height, it's offered in four glass colors and eight curated finishes.



Scan to Configure

Belvedere Sconce
 Shown with
 Chilled Amber Rock Crystal glass
 Graphite metallic finish



Interior Design by Julie Johnson-Holland | Sinead Hastings Photography

Single Blown Glass Sconce & Flush Mount
 shown with
 Clear Gem glass
 Beige Silver metallic finish



BELVEDERE SCONCE

Thoughtfully composed with Belvedere metalwork and nine artisan-blown crystal glass styles, this sconce offers a versatile canvas for expressive illumination. Select from several glass colors and a range of sophisticated finishes.



Scan to Configure

SINGLE BLOWN GLASS SCONCE & FLUSH MOUNT

An elevated alternative to the standard flush mount, this versatile design installs beautifully on walls or ceilings, bringing unexpected style to hallways, pantries, closets, and other secondary spaces. Choose from the five glass styles shown, along with several glass colors and refined finishes.



Scan to Configure

Tempo Sconce
 shown with
 Clear Aster Nebula glass
 Zircon cast glass diffuser
 Novel Brass metallic finish



Alder and Tweed Design | Jon Cook Creative Photography

Double Sconce
 shown with
 White Cabochon glass
 Poppy Blue metal accents
 Brass metallic finish



TEMPO SCONCE

With thirteen distinctive glass styles, this best-selling sconce complements a wide range of chandelier designs shown in this guide. Choose from several glass colors and a curated selection of finishes.



Scan to Configure



DOUBLE SCONCE

Designed to double the impact, this radiant fixture mounts horizontally or vertically, making it an effortless companion to mirrors in bath, bedroom, and living spaces. Choose from the eight glass styles shown, along with several glass colors and refined finishes.



Scan to Configure






PureHaven Homes | Jon Cook Creative Photography

HAMMERTON STUDIO

Hammerton Inc.
217 Wright Brothers Drive
Salt Lake City, Utah 84116

801.973.8095

studio.hammerton.com

 @hammertontlighting  @hammertontlighting  hammertontlighting

ABOVE:

Modern Branch Chandelier
shown with
Amber Luna blown glass
Zircon cast glass diffuser
Flat Bronze metallic finish
See page 12