



Meteo Round 3pc Multi-Pendant

The Nebula Meteo Round Pendant Chandelier features a softly undulant 11"H oval shade in artisan blown crystal glass with an LED-illuminated cast crystal glass diffuser in a choice of three styles. For a more traditional look, order with an E26 base that takes one 40W bulb.

Finishes



Beige Silver
(BS)



Flat Bronze
(FB)



Gilded Brass
(GB)



Matte Black
(MB)



Burnished
Bronze (BB)



Classic
Silver (CS)




Graphite
(GP)



Novel Brass
(NB)

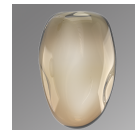
Glass Colors



Smoke
(FS,GS,ZS)




Amber
(FA,GA,ZA)



Bronze
(FB,GB,ZB)




Clear
(FC,GC,ZC)



Floret
(FS,FA,FB,FC)



Geo
(GA,GB,GC,GS)



Zircon
(ZA,ZB,ZC,ZS)

Product Notes - PLEASE READ:

- All Hammerton Studio fixtures are handcrafted by artisans. Subtle imperfections reflect the mark of the maker and should be expected.
- This product may incorporate both steel and aluminum material. Transparent finishes may vary between steel and aluminum components.
- Products incorporating artisan blown and cast glass may create dramatic patterns of light and shadow on surrounding surfaces. While this is often desirable, shadowing can be minimized by adding recessed ceiling light to the installation area.

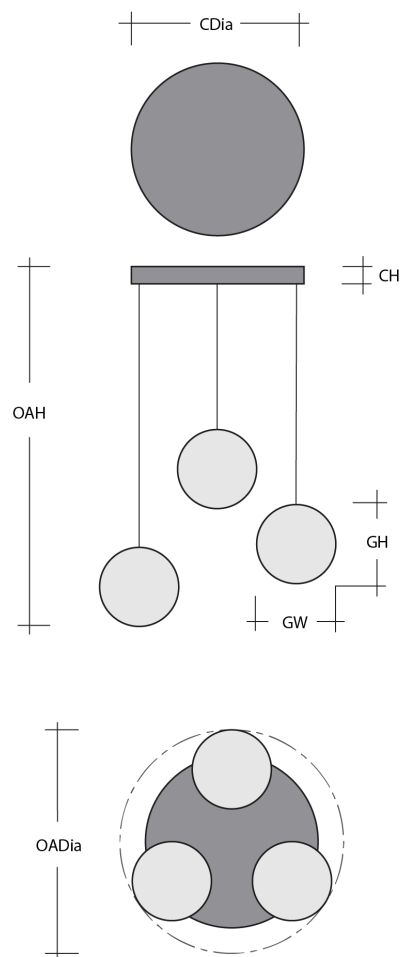
General Notes:

- Visit studio.hammerton.com to read our complete warranty.
- All dimensions are in inches unless otherwise noted. Dimensions may vary up to 7/8".

Revision date: 2025-01-09

[Scan for Product & Install Info](#)





Meteo Round 3pc Multi-Pendant

Product Dimensions *Dimensions may vary up to 7/8"*

Overall Height	OAH	19 – 137 in
Overall Diameter	OADia	20 in
Canopy Height	CH	1.6 in
Canopy Diameter	CDia	16.5 in

Glass Dimensions

Medium Qty		3
Medium Glass Height	GH	11.1 in
Medium Glass Width	GW	8 in

Electrical

Bulb/Lamping Qty		3
Bulb/Lamping Type		LED
Wattage		16 watts
Voltage		120 volts
Total Source Lumens		1261 lumens
Dimming Type		TRIAC/ELV
Correlated Color Temp: CCT		2700K or 3000K
Color Rendering Index: CRI		93+
Certification		ETL

Installation & Mounting

Weight: Lbs		33 lbs
Mounting Type		J-Box
Minimum J-Box size		4L X 4W X 1.5D in
Suspension Type		Cloth Cord
Flat or Sloped		Sloped
Max Slope	SA	45 degrees
Slope Orientation		All
Location		Indoor/Dry

Other Information

Warranty		See Website
----------	--	-------------

Project Notes

Name:

Location:

Quantity:

Finish Color:

Glass Color:

Notes: