

Raindrop Round 5pc Multi-Pendant


Evoking the ethereal beauty of a spring shower, this magnificent round raindrop multi-port chandelier seamlessly fuses sculptural metalwork with luxuriously thick artisan-blown glass handcrafted in Hammerton's Salt Lake City facility. LED light illuminates the glass shade without the distraction of a filament bulb. Height is adjustable and offered in your choice of finishes.



Finishes



Beige Silver
(BS)



Flat Bronze
(FB)



Gilded Brass
(GB)



Matte Black
(MB)




Burnished
Bronze (BB)



Classic
Silver (CS)



Graphite
(GP)



Novel Brass
(NB)




Gunmetal
(GM)



Heritage
Brass (HB)



Satin Nickel
(SN)



Oil Rubbed
Bronze (RB)

Glass Colors



Clear (C)

Product Notes - PLEASE READ:

- All Hammerton Studio fixtures are handcrafted by artisans. Subtle imperfections reflect the mark of the maker and should be expected.
- This product may incorporate both steel and aluminum material. Transparent finishes may vary between steel and aluminum components.
- Products incorporating artisan blown and cast glass may create dramatic patterns of light and shadow on surrounding surfaces. While this is often desirable, shadowing can be minimized by adding recessed ceiling light to the installation area.

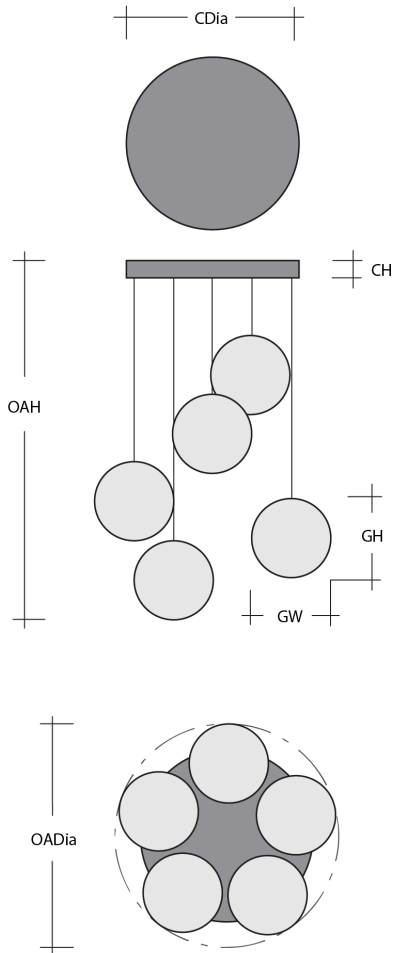
General Notes:

- Visit studio.hammerton.com to read our complete warranty.
- All dimensions are in inches unless otherwise noted. Dimensions may vary up to 7/8".

Revision date: 2025-01-09

[Scan for Product & Install Info](#)





Raindrop Round 5pc Multi-Pendant

Product Dimensions *Dimensions may vary up to 7/8"*

Overall Height	OAH	21.1 – 139.1 in
Overall Diameter	OADia	18.8 in
Canopy Height	CH	1.6 in
Canopy Diameter	CDia	16.5 in

Glass Dimensions

Medium Qty		5
Medium Glass Height	GH	16.5 in
Medium Glass Width	GW	4.8 in

Electrical

Bulb/Lamping Qty		5
Bulb/Lamping Type		LED
Wattage		26 watts
Voltage		120 volts
Total Source Lumens		2101 lumens
Dimming Type		TRIAC/ELV
Correlated Color Temp: CCT		2700K or 3000K
Color Rendering Index: CRI		93+
Certification		ETL

Installation & Mounting

Weight: Lbs		40 lbs
Mounting Type		J-Box
Minimum J-Box size		4L X 4W X 1.5D in
Suspension Type		Cloth Cord
Flat or Sloped		Sloped
Max Slope	SA	45 degrees
Slope Orientation		All
Location		Indoor/Dry

Other Information

Warranty		See Website
----------	--	-------------

Project Notes

Name:

Location:

Quantity:

Finish Color:

Glass Color:

Notes: