



Gaia Square 12pc Multi-Pendant

Featuring beautifully contoured orbs of hand-blown lead-free crystal, the Gaia square multi-pendant chandelier elevates the familiar round glass shade to a modern organic interpretation of the natural world. Gaia lighting is illuminated with 93 CRI integrated LED and includes a choice of glass colors, finishes and color temperature options.

Finishes



Beige Silver
(BS)




Flat Bronze
(FB)



Gilded Brass
(GB)




Matte Black
(MB)



Burnished
Bronze (BB)



Classic
Silver (CS)



Graphite
(GP)



Novel Brass
(NB)



Gunmetal
(GM)



Heritage
Brass (HB)



Satin Nickel
(SN)



Oil Rubbed
Bronze (RB)


Glass Colors




Amber (A)



Clear (C)



Smoke (S)



Opal White
(WL)

Product Notes - PLEASE READ:

- All Hammerton Studio fixtures are handcrafted by artisans. Subtle imperfections reflect the mark of the maker and should be expected.
- This product may incorporate both steel and aluminum material. Transparent finishes may vary between steel and aluminum components.
- Products incorporating artisan blown and cast glass may create dramatic patterns of light and shadow on surrounding surfaces. While this is often desirable, shadowing can be minimized by adding recessed ceiling light to the installation area.

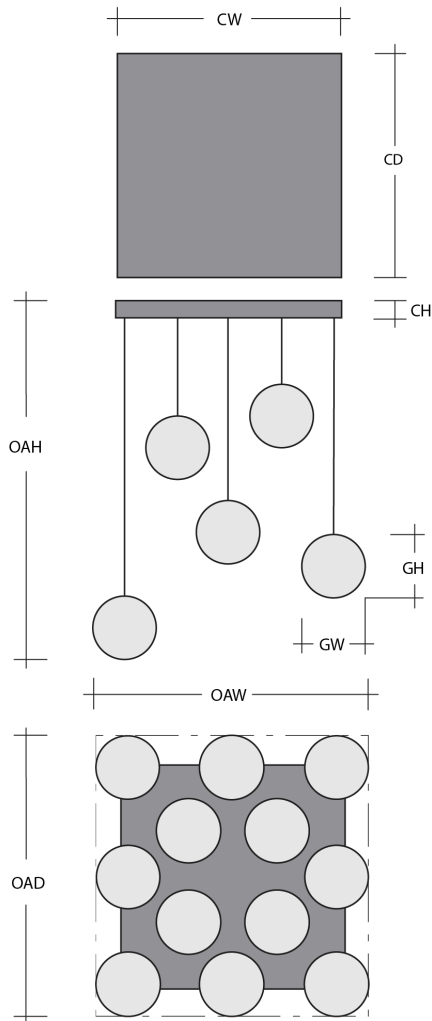
General Notes:

- Visit studio.hammerton.com to read our complete warranty.
- All dimensions are in inches unless otherwise noted. Dimensions may vary up to 7/8".

Revision date: 2025-01-21

[Scan for Product & Install Info](#)





Gaia Square 12pc Multi-Pendant

Product Dimensions *Dimensions may vary up to 7/8"*

Overall Height	OAH	17.2 – 135.2 in
Overall Width	OAW	38 in
Overall Depth	OAD	38 in
Canopy Height	CH	1.7 in
Canopy Width	CW	30 in
Canopy Depth	CD	30 in

Glass Dimensions

Large Qty		4
Medium Qty		4
Small Qty		4
Large Glass Height	GH	10 in
Large Glass Width	GW	10.3 in
Medium Glass Height	GH	7.2 in
Medium Glass Width	GW	7.6 in
Small Glass Height	GH	5.5 in
Small Glass Width	GW	6.2 in

Electrical

Bulb/Lamping Qty		12
Bulb/Lamping Type		LED
Wattage		63 watts
Voltage		120 volts
Total Source Lumens		5043 lumens
Dimming Type		TRIAC/ELV
Correlated Color Temp: CCT		2700K or 3000K
Color Rendering Index: CRI		93+
Certification		ETL

Installation & Mounting

Weight: Lbs		108 lbs
Mounting Type		Structural
Suspension Type		Cloth Cord
Flat or Sloped		Sloped
Max Slope	SA	45 degrees
Slope Orientation		All
Location		Indoor/Dry

Other Information

Warranty		See Website
----------	--	-------------

Project Notes

Name:
 Location:
 Quantity:
 Finish Color:
 Glass Color:
 Notes: