

Gaia Modern Vine - 6pc

Featuring beautifully contoured orbs of hand-blown lead-free crystal, the Gaia modern vine chandelier elevates the familiar round glass shade to a modern organic interpretation of the natural world. Gaia lighting is illuminated with 93 CRI integrated LED and includes a choice of glass colors, finishes and color temperature options.

Finishes



Beige Silver
(BS)



Flat Bronze
(FB)



Gilded Brass
(GB)




Matte Black
(MB)



Burnished
Bronze (BB)



Classic
Silver (CS)



Graphite
(GP)



Novel Brass
(NB)


Glass Options




Amber (A)



Clear (C)



Smoke (S)



Opal White
(WL)

Product Notes - PLEASE READ:

- All Hammerton Studio fixtures are handcrafted by artisans. Subtle imperfections reflect the mark of the maker and should be expected.
- This product may incorporate both steel and aluminum material. Transparent finishes may vary between steel and aluminum components.
- Products incorporating artisan blown and cast glass may create dramatic patterns of light and shadow on surrounding surfaces. While this is often desirable, shadowing can be minimized by adding recessed ceiling light to the installation area.

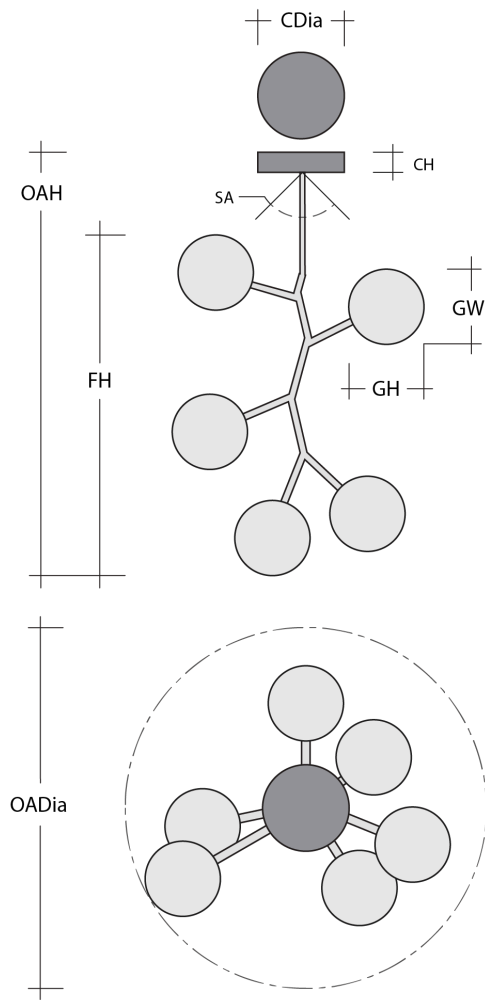
General Notes:

- Visit studio.hammerton.com to read our complete warranty.
- All dimensions are in inches unless otherwise noted. Dimensions may vary up to 7/8".

Revision date: 2025-03-17

[Scan for Product & Install Info](#)





Gaia Modern Vine - 6pc

Product Dimensions *Dimensions may vary up to 7/8"*

| | | |
|------------------|-------|---|
| Overall Height | OAH | 34 – 88 in |
| Overall Diameter | OADia | 26 in |
| Canopy Height | CH | 0.8 in |
| Canopy Diameter | CDia | 6 in |
| Fixture Height | FH | 29.5 in |
| Notes | | Dimensions can vary depending on installation |

Glass Dimensions

| | | |
|---------------------|----|--------|
| Medium Qty | | 6 |
| Medium Glass Height | GH | 7.2 in |
| Medium Glass Width | GW | 7.6 in |

Electrical

| | | |
|----------------------------|--|----------------|
| Bulb/Lamping Qty | | 6 |
| Bulb/Lamping Type | | LED |
| Wattage | | 16 watts |
| Voltage | | 120 volts |
| Total Source Lumens | | 1399 lumens |
| Dimming Type | | TRIAC/ELV |
| Correlated Color Temp: CCT | | 2700K or 3000K |
| Color Rendering Index: CRI | | 93+ |
| Certification | | ETL |

Installation & Mounting

| | | |
|--------------------|----|-------------------|
| Weight: Lbs | | 31 lbs |
| Mounting Type | | J-Box |
| Minimum J-Box size | | 4L X 4W X 1.5D in |
| Suspension Type | | Rod |
| Flat or Sloped | | Sloped |
| Max Slope | SA | 45 degrees |
| Slope Orientation | | All |
| Location | | Indoor/Dry |

Other Information

| | | |
|----------|--|-------------|
| Warranty | | See Website |
|----------|--|-------------|

Project Notes

Name:

Location:

Quantity:

Finish Color:

Glass Color:

Notes: