



Hailstone Round 5pc Multi-Pendant

The Hailstone Round Pendant Chandelier reimagines the beloved Raindrop collection with an earthier, more casual spirit. Its handcrafted ceramic cap replaces the traditional fluted profile, layering organic texture with modern artistry. Each light showcases up to five pounds of luxuriously thick, LED-illuminated hand-blown glass and is available in two ceramic color accents.

Finishes



Burnished
Bronze (BB)




Beige Silver
(BS)



Classic
Silver (CS)




Flat Bronze
(FB)




Gilded Brass
(GB)




Graphite
(GP)



Matte Black
(MB)




Novel Brass
(NB)



Salt White
(WI)



Gunmetal
(GM)



Heritage
Brass (HB)



Satin Nickel
(SN)



Oil Rubbed
Bronze (RB)

Glass Options




Clear (C)

Accent



Chalk
Ceramic
(CB1)



Charcoal
Ceramic
(CB2)

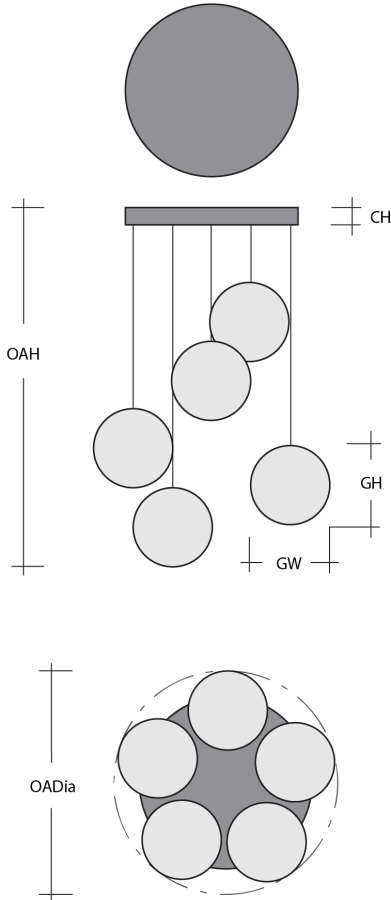
Product Notes - PLEASE READ:

- All Hammerton Studio fixtures are handcrafted by artisans. Subtle imperfections reflect the mark of the maker and should be expected.
- This product may incorporate both steel and aluminum material. Transparent finishes may vary between steel and aluminum components.

General Notes:

- Visit studio.hammerton.com to read our complete warranty.
- All dimensions are in inches unless otherwise noted. Dimensions may vary up to 7/8".

Revision date: 2025-12-03



Hailstone Round 5pc Multi Pendant



Product Dimensions *Dimensions may vary up to 7/8"*

Overall Height	OAH	21.1 – 139.1 in
Overall Diameter	OADia	18.8 in
Canopy Height	CH	1.6 in
Canopy Diameter	CDia	16.5 in

Glass Dimensions

Medium Qty		5
Medium Glass Height	GH	17.5 in
Medium Glass Width	GW	4.8 in

Electrical

Bulb/Lamping Qty		5
Bulb/Lamping Type		LED
Wattage		26 watts
Voltage		120 volts
Total Source Lumens		2101 lumens
Dimming Type		TRIAC/ELV
Correlated Color Temp: CCT		2700K or 3000K
Color Rendering Index: CRI		93+
Certification		ETL

Installation & Mounting

Weight: Lbs		40 lbs
Mounting Type		J-Box
Minimum J-Box size		4L X 4W X 1.5D in
Suspension Type		Cloth Cord
Flat or Sloped		Sloped
Max Slope	SA	45 degrees
Slope Orientation		All
Location		Indoor/Dry

Other Information

Warranty		See Website
----------	--	-------------

Project Notes

Name:

Location:

Quantity:

Finish Color:

Glass Color:

Notes: