



Hailstone Square 12pc Multi-Pendant

The Hailstone Square Pendant Chandelier reimagines the beloved Raindrop collection with an earthier, more casual spirit. Its handcrafted ceramic cap replaces the traditional fluted profile, layering organic texture with modern artistry. Each light showcases up to five pounds of luxuriously thick, LED-illuminated hand-blown glass and is available in two ceramic color accents.

Finishes



Burnished Bronze (BB)



Beige Silver (BS)




Classic Silver (CS)



Flat Bronze (FB)



Gilded Brass (GB)




Graphite (GP)



Matte Black (MB)



Novel Brass (NB)



Salt White (WI)




Gunmetal (GM)



Heritage Brass (HB)



Satin Nickel (SN)



Oil Rubbed Bronze (RB)

Glass Options




Clear (C)

Accent



Chalk Ceramic (CB1)



Charcoal Ceramic (CB2)

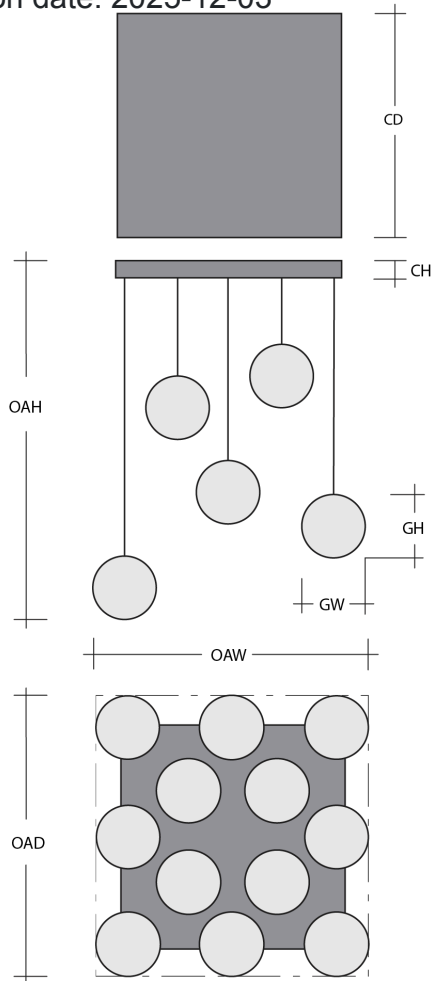
Product Notes - PLEASE READ:

- All Hammerton Studio fixtures are handcrafted by artisans. Subtle imperfections reflect the mark of the maker and should be expected.
- This product may incorporate both steel and aluminum material. Transparent finishes may vary between steel and aluminum components.

General Notes:

- Visit studio.hammerton.com to read our complete warranty.
- All dimensions are in inches unless otherwise noted. Dimensions may vary up to 7/8".

Revision date: 2025-12-03



Hailstone Square 12pc Medium Pendant



Product Dimensions *Dimensions may vary up to 7/8"*

Overall Height	OAH	21.2 – 139.2 in
Overall Width	OAW	32.5 in
Overall Depth	OAD	32.5 in
Canopy Height	CH	1.7 in
Canopy Width	CW	30 in
Canopy Depth	CD	30 in

Glass Dimensions

Medium Qty		12
Medium Glass Height	GH	17.5 in
Medium Glass Width	GW	4.8 in

Electrical

Bulb/Lamping Qty		12
Bulb/Lamping Type		LED
Wattage		63 watts
Voltage		120 volts
Total Source Lumens		5043 lumens
Dimming Type		TRIAC/ELV
Correlated Color Temp: CCT		2700K or 3000K
Color Rendering Index: CRI		93+
Certification		ETL

Installation & Mounting

Weight: Lbs		130 lbs
Mounting Type		Structural
Suspension Type		Cloth Cord
Flat or Sloped		Sloped
Max Slope	SA	45 degrees
Slope Orientation		All
Location		Indoor/Dry

Other Information

Warranty		See Website
----------	--	-------------

Project Notes

Name:

Location:

Quantity:

Finish Color:

Glass Color:

Notes: