



Torno Mandrel 5PC Multi-Pendant

Torno Mandrel Pendants are perfect for kitchen islands, dining nooks, entries, or stairwells. Their raw, unglazed finish adds natural texture and effortless style while showcasing the timeless beauty of ceramic in a fresh, contemporary form. Available in single and double configurations and two ceramic color accents.

Finishes




Burnished Bronze (BB)



Beige Silver (BS)



Classic Silver (CS)



Flat Bronze (FB)



Gilded Brass (GB)




Graphite (GP)



Matte Black (MB)



Novel Brass (NB)



Salt White (WI)

Glass Options



Amber (A)



Bronze (B)



Clear (C)



Smoke (S)

Accent



Chalk Ceramic (CB1)



Charcoal Ceramic (CB2)

Product Notes - PLEASE READ:

- All Hammerton Studio fixtures are handcrafted by artisans. Subtle imperfections reflect the mark of the maker and should be expected.
- This product may incorporate both steel and aluminum material. Transparent finishes may vary between steel and aluminum components.
- Products incorporating artisan blown and cast glass may create dramatic patterns of light and shadow on surrounding surfaces. While this is often desirable, shadowing can be minimized by adding recessed ceiling light to the installation area.

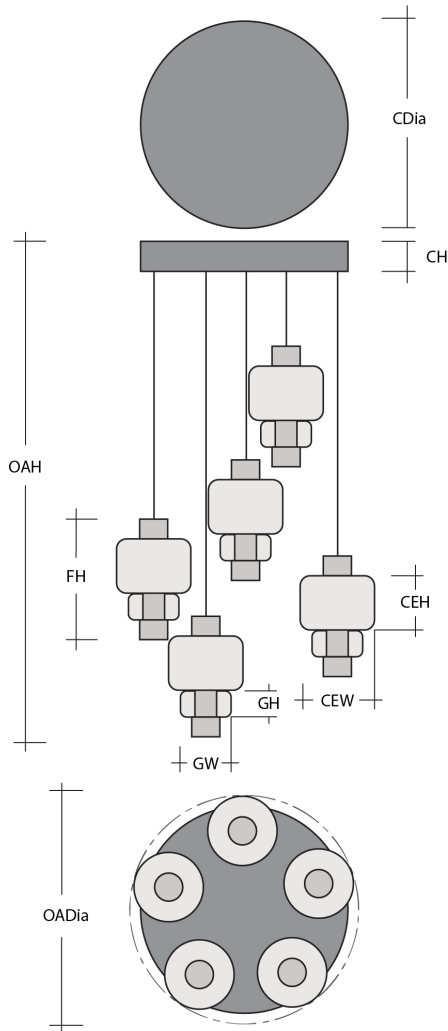
General Notes:

- Visit studio.hammerton.com to read our complete warranty.
- All dimensions are in inches unless otherwise noted. Dimensions may vary up to 7/8".

Revision date: 2025-12-02

Scan for Product & Install Info





Torno Mandrel 5PC Multi-Pendant

Product Dimensions *Dimensions may vary up to 7/8"*

Overall Height	OAH	17.4 – 120 in
Overall Diameter	OADia	20.5 in
Canopy Height	CH	1.6 in
Canopy Diameter	CDia	16.5 in
Fixture Height	FH	15.5 in

Glass Dimensions

Glass Qty		5
Glass Height	GH	3.8 in
Glass Width	GW	5.4 in
Ceramic Qty		5
Ceramic Height	CEH	6.2 in
Ceramic Width	CEW	8.5 in

Electrical

Bulb/Lamping Qty		5
Bulb/Lamping Type		LED
Wattage		47 watts
Voltage		120 volts
Total Source Lumens		4250 lumens
Dimming Type		TRIAC/ELV
Correlated Color Temp: CCT		2700K or 3000K
Color Rendering Index: CRI		93+
Certification		ETL

Installation & Mounting

Weight: Lbs		62 lbs
Mounting Type		J-Box
Suspension Type		Cloth Cord
Flat or Sloped		Sloped
Max Slope	SA	45 degrees
Slope Orientation		All
Location		Indoor/Damp

Other Information

Warranty		See Website
----------	--	-------------

Project Notes

Name:

Location:

Quantity:

Finish Color:

Glass Color:

Notes: