











### Aster Tempo Sconce (LED)

The Nebula Aster Tempo Sconce features a softly undulant 10”D round shade in artisan blown crystal glass with an LED-illuminated cast crystal glass diffuser in a choice of three styles. For a more traditional look, order with an E26 base that takes one 40W bulb.

#### Finishes

			
Burnished Bronze (BB)	Beige Silver (BS)	Classic Silver (CS)	Flat Bronze (FB)
			
Gilded Brass (GB)	Graphite (GP)	Matte Black (MB)	Novel Brass (NB)

#### Glass Options

			
Smoke (FS,GS,ZS)	Amber (FA,GA,ZA)	Bronze (FB,GB,ZB)	Clear (FC,GC,ZC)
			
Floret (FS,FA,FB,FC)	Geo (GA,GB,GC,GS)	Zircon (ZA,ZB,ZC,ZS)	

#### Product Notes - PLEASE READ:

- All Hammerton fixtures are handcrafted by artisans. Subtle imperfections reflect the mark of the maker and should be expected.
- This product may incorporate both steel and aluminum material. Transparent finishes may vary between steel and aluminum components.
- Products incorporating artisan blown and cast glass may create dramatic patterns of light and shadow on surrounding surfaces. While this is often desirable, shadowing can be minimized by adding recessed ceiling light to the installation area.

#### General Notes:

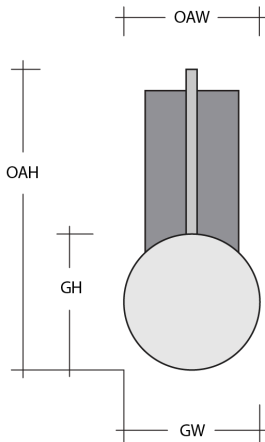
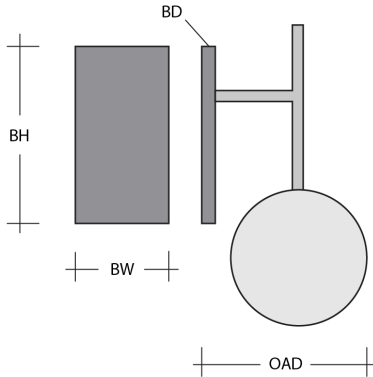
- Visit [studio.hammerton.com](http://studio.hammerton.com) to read our complete warranty.
- All dimensions are in inches unless otherwise noted. Dimensions may vary up to 7/8".

Revision date: 2026-01-21

Scan for Product & Install Info



Aster Tempo Sconce (LED)



**Product Dimensions** *Dimensions may vary up to 7/8"*

Overall Height	OAH	21.5 in
Overall Width	OAW	9.7 in
Overall Depth	OAD	11.1 in
Backplate Height	BH	12 in
Backplate Width	BW	5 in
Backplate Depth	BD	0.5 in

Notes  
Center of J-Box mounting pattern is located 3 inches from the top of the backplate.

**Glass Dimensions**

Aster Qty		1
Aster Glass Height	GH	9.8 in
Aster Glass Width	GW	9.7 in

**Electrical**

Bulb/Lamping Qty		1
Bulb/Lamping Type		LED
Wattage		6 watts
Voltage		120 volts
Total Source Lumens		420 lumens
Dimming Type		TRIAC/ELV 0-10V
Correlated Color Temp: CCT		2700K or 3000K
Color Rendering Index: CRI		93+
Certification		ETL

**Installation & Mounting**

Weight: Lbs		8 lbs
Mounting Type		J-Box
Minimum J-Box size		4L X 4W X 1.5D in
Location		Indoor/Dry

**Other Information**

Warranty		See Website
----------	--	-------------

**Project Notes**

Name:

Location:

Quantity:

Finish Color:

Glass Color:

Notes: