



Raindrop Sconce

Capturing the ethereal beauty of a perfect raindrop, this magnificent 21" glass sconce design seamlessly fuses sculptural metalwork with luxuriously thick artisan blown glass handcrafted in Hammerton's Salt Lake City facility. LED light illuminates the glass shade without the distraction of a filament bulb. Offered in a choice of finishes.

Finishes



Burnished Bronze (BB)



Beige Silver (BS)



Classic Silver (CS)



Flat Bronze (FB)



Gilded Brass (GB)



Graphite (GP)



Matte Black (MB)



Novel Brass (NB)




Gunmetal (GM)



Heritage Brass (HB)



Satin Nickel (SN)



Oil Rubbed Bronze (RB)

Glass Options



Clear (C)

Product Notes - PLEASE READ:

- All Hammerton fixtures are handcrafted by artisans. Subtle imperfections reflect the mark of the maker and should be expected.
- This product may incorporate both steel and aluminum material. Transparent finishes may vary between steel and aluminum components.
- Products incorporating artisan blown and cast glass may create dramatic patterns of light and shadow on surrounding surfaces. While this is often desirable, shadowing can be minimized by adding recessed ceiling light to the installation area.

General Notes:

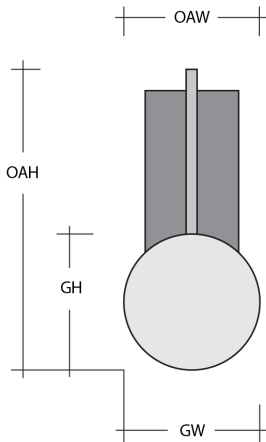
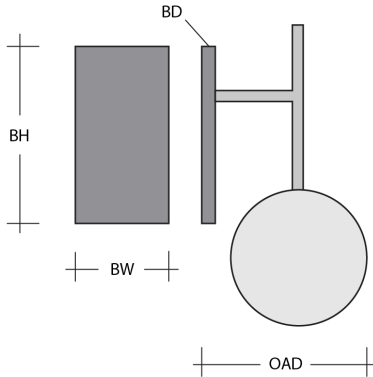
- Visit studio.hammerton.com to read our complete warranty.
- All dimensions are in inches unless otherwise noted. Dimensions may vary up to 7/8".

Revision date: 2026-01-21

Scan for Product &
[Install Info](#)



Raindrop Sconce



Product Dimensions *Dimensions may vary up to 7/8"*

Overall Height	OAH	21 in
Overall Width	OAW	5 in
Overall Depth	OAD	6.5 in
Backplate Height	BH	9 in
Backplate Width	BW	5 in
Backplate Depth	BD	0.5 in

Notes
Center of J-Box mounting pattern is located 3 inches from the top of the backplate.

Glass Dimensions

Medium Qty		1
Medium Glass Height	GH	16.5 in
Medium Glass Width	GW	4.8 in

Electrical

Bulb/Lamping Qty		1
Bulb/Lamping Type		LED
Wattage		6 watts
Voltage		120 volts
Total Source Lumens		420 lumens
Dimming Type		TRIAC/ELV 0-10V
Correlated Color Temp: CCT		2700K or 3000K
Color Rendering Index: CRI		93+
Certification		ETL

Installation & Mounting

Weight: Lbs		10 lbs
Mounting Type		J-Box
Minimum J-Box size		4L X 4W X 1.5D in
Location		Indoor/Dry

Other Information

Warranty		See Website
----------	--	-------------

Project Notes

Name:

Location:

Quantity:

Finish Color:

Glass Color:

Notes: