




Cabochon Tempo Sconce

Capturing the visual intrigue of this time-honored gemstone style, the Cabochon Tempo Sconce is a sculptural fusion of polished stone, artisan blown crystal glass and metalwork. This captivating blend of tradition and modernity elevates transitional and modern spaces alike.

Finishes



Beige Silver
(BS)



Flat Bronze
(FB)



Gilded Brass
(GB)



Matte Black
(MB)



Burnished
Bronze (BB)



Classic
Silver (CS)



Graphite
(GP)




Novel Brass
(NB)


Glass Colors




Amber (A)




Bronze (B)



Clear (C)



Smoke (S)



Opal White
(WL)

Cap Styles



Black Marble
(BM)



Matching
Finish (MS)



Travertine
(TR)



White
Marble (WM)

Product Notes - PLEASE READ:

- All Hammerton Studio fixtures are handcrafted by artisans. Subtle imperfections reflect the mark of the maker and should be expected.
- This product may incorporate both steel and aluminum material. Transparent finishes may vary between steel and aluminum components.
- Products incorporating artisan blown and cast glass may create dramatic patterns of light and shadow on surrounding surfaces. While this is often desirable, shadowing can be minimized by adding recessed ceiling light to the installation area.

General Notes:

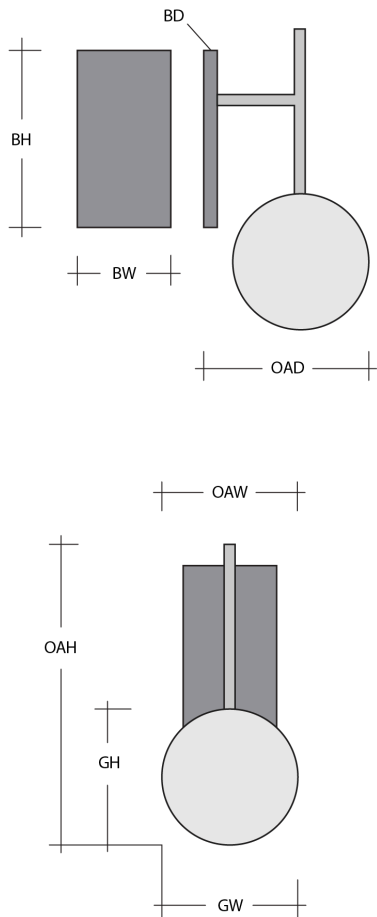
- Visit studio.hammerton.com to read our complete warranty.
- All dimensions are in inches unless otherwise noted. Dimensions may vary up to 7/8".

Revision date: 2025-03-18

[Scan for Product & Install Info](#)



Cabochon Tempo Sconce



Product Dimensions *Dimensions may vary up to 7/8"*

Overall Height	OAH	16.9 in
Overall Width	OAW	6.2 in
Overall Depth	OAD	9.2 in
Backplate Height	BH	12 in
Backplate Width	BW	5 in
Backplate Depth	BD	0.5 in

Glass Dimensions

Small Qty		1
Small Glass Height	GH	5.7 in
Small Glass Width	GW	6.2 in

Electrical

Bulb/Lamping Qty	1
Bulb/Lamping Type	LED
Wattage	6 watts
Voltage	120 volts
Total Source Lumens	420 lumens
Dimming Type	TRIAC/ELV 0-10V
Correlated Color Temp: CCT	2700K or 3000K
Color Rendering Index: CRI	93+
Certification	ETL

Installation & Mounting

Weight: Lbs	7 lbs
Mounting Type	J-Box
Minimum J-Box size	4L X 4W X 1.5D in
Location	Indoor/Dry

Other Information

Warranty	See Website
----------	-------------

Project Notes

Name: _____

Location: _____

Quantity: _____

Finish Color: _____

Glass Color: _____

Notes: _____