



Torno Single Stairwell Pendant

As a stairwell, entry, or living room statement piece, this take on the Torno collection can extend up to 20 feet, with adjustable configurations of 5-, 15-, or 25-ceramic shades that let you tailor each drop for proportion and visual flow. The result is a modern, quietly dramatic installation that transforms vertical space into an architectural moment.

Finishes




Burnished Bronze (BB)



Beige Silver (BS)



Classic Silver (CS)



Flat Bronze (FB)



Gilded Brass (GB)




Graphite (GP)



Matte Black (MB)



Novel Brass (NB)



Salt White (WI)

Accent



Chalk Ceramic (CB1)



Charcoal Ceramic (CB2)

Product Notes - PLEASE READ:

- All Hammerton Studio fixtures are handcrafted by artisans. Subtle imperfections reflect the mark of the maker and should be expected.
- This product may incorporate both steel and aluminum material. Transparent finishes may vary between steel and aluminum components.
- Products incorporating artisan blown and cast glass may create dramatic patterns of light and shadow on surrounding surfaces. While this is often desirable, shadowing can be minimized by adding recessed ceiling light to the installation area.

General Notes:

- Visit studio.hammerton.com to read our complete warranty.
- All dimensions are in inches unless otherwise noted. Dimensions may vary up to 7/8".

Revision date: 2025-12-02

Scan for Product & Install Info



Torno Single Stairwell Pendant

Product Dimensions *Dimensions may vary up to 7/8"*

Overall Height	OAH	6 – 240 in
Overall Diameter	OADia	6.4 in
Canopy Height	CH	1.8 in
Canopy Diameter	CDia	6.4 in
Fixture Height	FH	3.6 in

Glass Dimensions

Ceramic Qty		5
Ceramic Height	CEH	3.6 in
Ceramic Width	CEW	6 in

Electrical

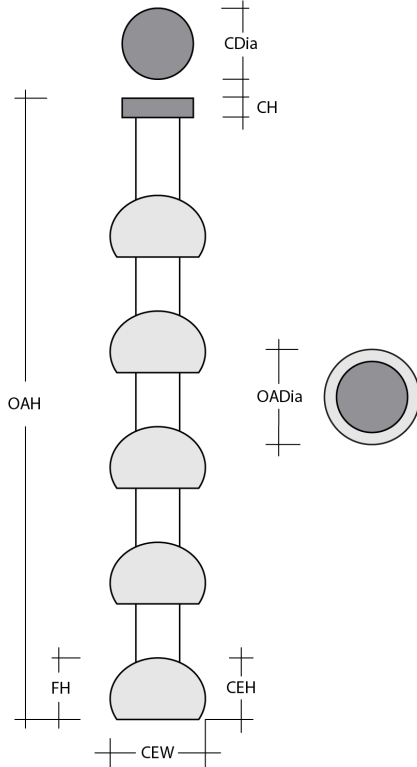
Bulb/Lamping Qty		5
Bulb/Lamping Type		LED
Wattage		25 watts
Voltage		120 volts
Total Source Lumens		2100 lumens
Dimming Type		TRIAC/ELV
Correlated Color Temp: CCT		2700K or 3000K
Color Rendering Index: CRI		93+
Certification		ETL

Installation & Mounting

Weight: Lbs		11 lbs
Mounting Type		J-Box
Suspension Type		Cable
Location		Indoor/Dry

Other Information

Warranty		See Website
----------	--	-------------



Project Notes

Name:

Location:

Quantity:

Finish Color:

Glass Color:

Notes: