


Tessera Outdoor Sconce - Medium


This sleek design brings the 2,500 year-old art of artisan glass mosaic tiling to a modern outdoor sconce. Choose from five tile motifs, three AAMA 2604 outdoor finishes, and 2700K or 3000K color temperature. Aluminum construction and a lifetime coastal finish warranty ensure long-lasting beauty in all climates.



Finishes



Argento
Grey (AG)



Statuary
Bronze (SB)



Textured
Black (TB)

Glass Options



Tetro Cast
Glass (TE)




Pavé Cast
Glass (TP)



Facet Cast
Glass (TF)



Orb Cast
Glass (TO)



Wave Cast
Glass (TW)

Product Notes - PLEASE READ:

- All Hammerton Studio fixtures are handcrafted by artisans. Subtle imperfections reflect the mark of the maker and should be expected.
- This product may incorporate both steel and aluminum material. Transparent finishes may vary between steel and aluminum components.
- Products incorporating artisan blown and cast glass may create dramatic patterns of light and shadow on surrounding surfaces. While this is often desirable, shadowing can be minimized by adding recessed ceiling light to the installation area.

General Notes:

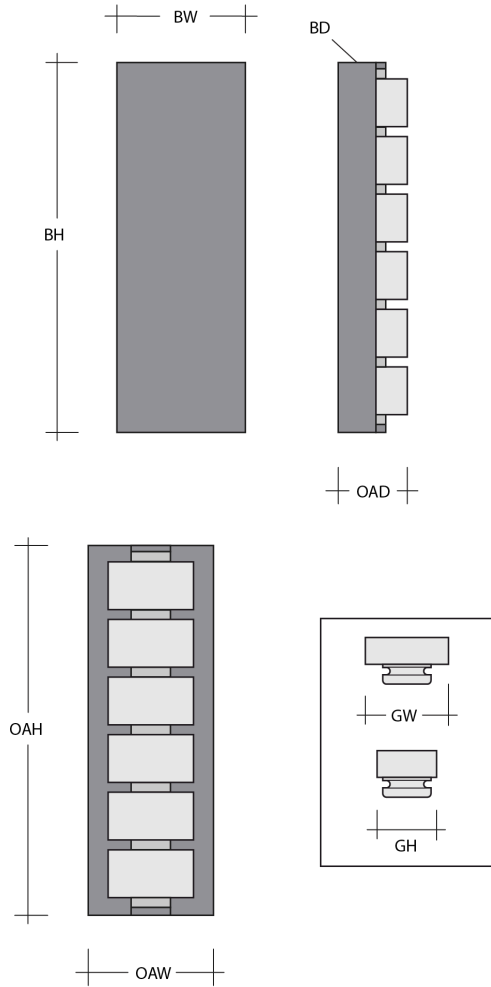
- Visit studio.hammerton.com to read our complete warranty.
- All dimensions are in inches unless otherwise noted. Dimensions may vary up to 7/8".

Revision date: 2025-06-13

[Scan for Product & Install Info](#)



Tessera Outdoor Sconce - Medium



Product Dimensions *Dimensions may vary up to 7/8"*

Overall Height	OAH	24.8 in
Overall Width	OAW	5.1 in
Overall Depth	OAD	3.2 – 4.4 in
Backplate Height	BH	24.8 in
Backplate Width	BW	5.1 in
Backplate Depth	BD	2.5 in

Notes
 Fixture and Glass dimensions will vary based on glass option selection

Glass Dimensions

Glass Qty		7
Glass Height	GH	2.5 – 4.7 in
Glass Width	GW	2.5 – 4 in

Electrical

Bulb/Lamping Type	AC-LED
Wattage	48 watts
Voltage	120 volts
Total Source Lumens	4800 lumens
Dimming Type	TRIAC/ELV
Correlated Color Temp: CCT	3000K
Color Rendering Index: CRI	93+
Certification	ETL

Installation & Mounting

Weight: Lbs	21 lbs
Mounting Type	J-Box
Location	Outdoor/Wet

Other Information

Warranty	See Website
----------	-------------

Project Notes

Name:

Location:

Quantity:

Finish Color:

Glass Color:

Notes: