



Cabochon Linear 7pc Multi-Pendant




Finishes




Burnished Bronze (BB)



Beige Silver (BS)



Classic Silver (CS)



Flat Bronze (FB)



Gilded Brass (GB)




Graphite (GP)



Matte Black (MB)



Novel Brass (NB)



Salt White (WI)


Glass Options




Amber (A)



Bronze (B)



Clear (C)



Smoke (S)



Opal White (WL)

Cap Styles



Black Marble (BM)




Travertine (TR)



White Marble (WM)



Matching Finish (MS)




Burnished Bronze (BB)




Beige Silver (BS)



Classic Silver (CS)



Flat Bronze (FB)



Gilded Brass (GB)



Graphite (GP)



Matte Black (MB)



Novel Brass (NB)



Salt White (WI)



Poppy Blue (BU)



Sage Green (GE)



Cinnamon Red (RE)

Product Notes - PLEASE READ:

- All Hammerton Studio fixtures are handcrafted by artisans. Subtle imperfections reflect the mark of the maker and should be expected.
- This product may incorporate both steel and aluminum material. Transparent finishes may vary between steel and aluminum components.
- Products incorporating artisan blown and cast glass may create dramatic patterns of light and shadow on surrounding surfaces. While this is often desirable, shadowing can be minimized by adding recessed ceiling light to the installation area.

[Scan for Product & Install Info](#)

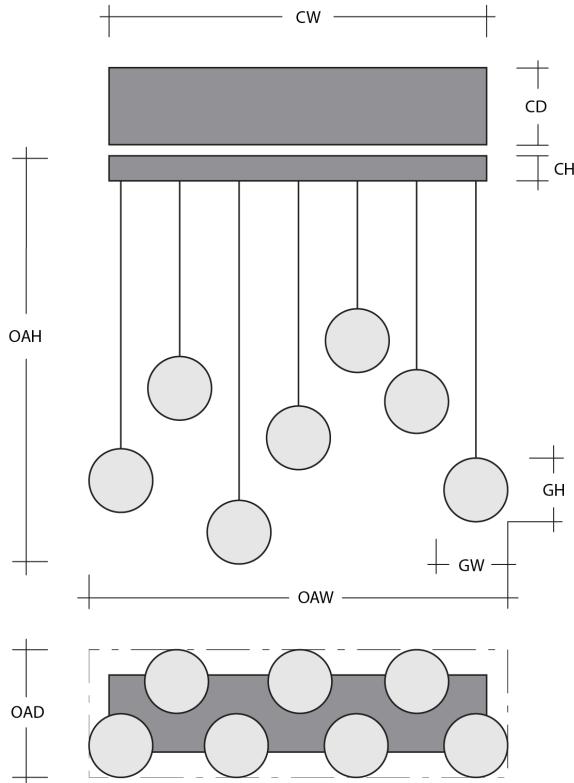


General Notes:

- Visit studio.hammerton.com to read our complete warranty.
- All dimensions are in inches unless otherwise noted. Dimensions may vary up to 7/8".

Revision date: 2025-04-03

Cabochon Linear 7pc Multi-Pendant



Product Dimensions *Dimensions may vary up to 7/8"*

| | | |
|----------------|-----|-----------------|
| Overall Height | OAH | 13.7 – 131.7 in |
| Overall Width | OAW | 46.2 in |
| Overall Depth | OAD | 12.2 in |
| Canopy Height | CH | 1.7 in |
| Canopy Width | CW | 42.4 in |
| Canopy Depth | CD | 8.4 in |

Glass Dimensions

| | | |
|-----------------------|----|--------|
| Cabochon Qty | | 7 |
| Cabochon Glass Height | GH | 5.7 in |
| Cabochon Glass Width | GW | 6.2 in |

Electrical

| | | |
|----------------------------|--|----------------|
| Bulb/Lamping Qty | | 7 |
| Bulb/Lamping Type | | LED |
| Wattage | | 37 watts |
| Voltage | | 120 volts |
| Total Source Lumens | | 2942 lumens |
| Dimming Type | | TRIAC/ELV |
| Correlated Color Temp: CCT | | 2700K or 3000K |
| Color Rendering Index: CRI | | 93+ |
| Certification | | ETL |

Installation & Mounting

| | | |
|-------------------|----|------------|
| Weight: Lbs | | 59 lbs |
| Mounting Type | | Structural |
| Suspension Type | | Cloth Cord |
| Flat or Sloped | | Sloped |
| Max Slope | SA | 45 degrees |
| Slope Orientation | | All |
| Location | | Indoor/Dry |

Other Information

| | | |
|----------|--|-------------|
| Warranty | | See Website |
|----------|--|-------------|

Project Notes

Name:

Location:

Quantity:

Finish Color:

Glass Color:

Notes: