

Blossom Round 3pc Swag Multi-Pendant

Featuring our artisan blown Blossom crystal glass diffusers, this versatile chandelier style enables customization of the chain style and the placement and height of each pendant. Each 'Blossom' is a one-of-a-kind creation reflecting the combined talents of Hammerton's metal and glass fabrication teams. Integrated LED illuminates each blown glass shade without the distraction of a filament bulb.



Finishes



Burnished
Bronze (BB)



Beige Silver
(BS)




Classic
Silver (CS)




Flat Bronze
(FB)



Gilded Brass
(GB)



Graphite
(GP)



Matte Black
(MB)



Novel Brass
(NB)

Glass Options



Blossom
Clear (BC)

Product Notes - PLEASE READ:

- All Hammerton Studio fixtures are handcrafted by artisans. Subtle imperfections reflect the mark of the maker and should be expected.
- This product may incorporate both steel and aluminum material. Transparent finishes may vary between steel and aluminum components.
- Products incorporating artisan blown and cast glass may create dramatic patterns of light and shadow on surrounding surfaces. While this is often desirable, shadowing can be minimized by adding recessed ceiling light to the installation area.

General Notes:

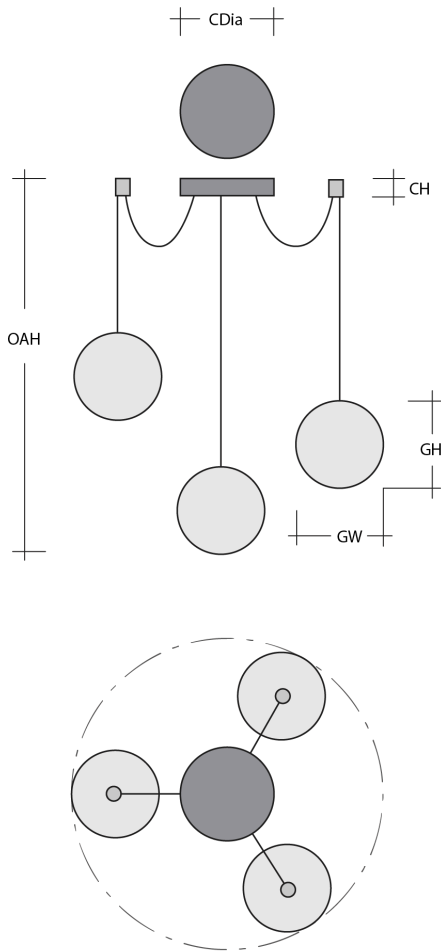
- Visit studio.hammerton.com to read our complete warranty.
- All dimensions are in inches unless otherwise noted. Dimensions may vary up to 7/8".

Revision date: 2025-11-05

Scan for Product &
[Install Info](#)



Blossom Round 3pc Swag Multi-Pendant



Product Dimensions *Dimensions may vary up to 7/8"*

Overall Height	OAH	14.2 – 120 in
Overall Diameter	OADia	14.6 – 293.6 in
Canopy Height	CH	0.8 in
Canopy Diameter	CDia	6 in
Notes		

Overall max height and diameter dependent on installation. Radial pendant hooks are Black only and will not be finish-matched to the selected fixture finish.

Glass Dimensions

Blossom Qty		3
Blossom Glass Height	GH	8.5 ±1.5 in
Blossom Glass Width	GW	5.6 ±2 in

Electrical

Bulb/Lamping Qty		3
Bulb/Lamping Type		LED
Wattage		16 watts
Voltage		120 volts
Total Source Lumens		1261 lumens
Dimming Type		TRIAC/ELV
Correlated Color Temp: CCT		2700K or 3000K
Color Rendering Index: CRI		93+
Certification		ETL

Installation & Mounting

Weight: Lbs		12 lbs
Mounting Type		J-Box
Minimum J-Box size		4L X 4W X 1.5D in
Suspension Type		Cloth Cord
Flat or Sloped		Sloped
Max Slope	SA	45 degrees
Slope Orientation		All
Location		Indoor/Dry

Other Information

Warranty		See Website
----------	--	-------------

Project Notes

Name:

Location:

Quantity:

Finish Color:

Glass Color:

Notes: