



Hub & Spoke - Cabochon - Round - 6pc


Finishes




Burnished Bronze (BB)



Beige Silver (BS)



Classic Silver (CS)



Flat Bronze (FB)



Gilded Brass (GB)




Graphite (GP)



Matte Black (MB)



Novel Brass (NB)



Salt White (WI)


Glass Options




Amber (A)




Bronze (B)



Clear (C)



Smoke (S)



Opal White (WL)

Cap Styles



Black Marble (BM)




Travertine (TR)



White Marble (WM)



Matching Finish (MS)




Burnished Bronze (BB)




Beige Silver (BS)



Classic Silver (CS)



Flat Bronze (FB)



Gilded Brass (GB)



Graphite (GP)



Matte Black (MB)



Novel Brass (NB)



Salt White (WI)



Poppy Blue (BU)



Sage Green (GE)



Cinnamon Red (RE)

Product Notes - PLEASE READ:

- All Hammerton Studio fixtures are handcrafted by artisans. Subtle imperfections reflect the mark of the maker and should be expected.
- This product may incorporate both steel and aluminum material. Transparent finishes may vary between steel and aluminum components.
- Products incorporating artisan blown and cast glass may create dramatic patterns of light and shadow on surrounding surfaces. While this is often desirable, shadowing can be minimized by adding recessed ceiling light to the installation area.

General Notes:

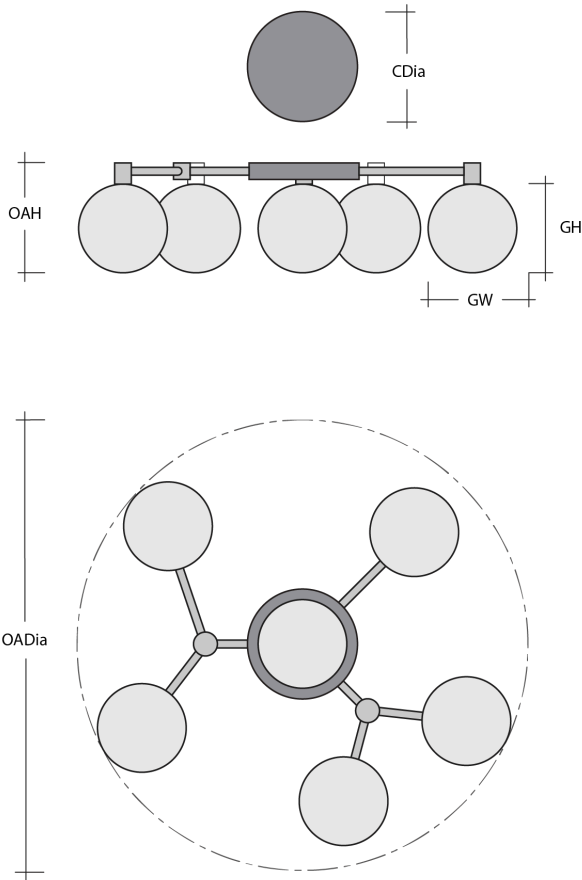
- Visit studio.hammerton.com to read our complete warranty.
- All dimensions are in inches unless otherwise noted. Dimensions may vary up to 7/8".

Revision date: 2025-06-16

Scan for Product & Install Info



Hub & Spoke - Cabochon - Round - 6pc



Product Dimensions *Dimensions may vary up to 7/8"*

Overall Height	OAH	8.9 in
Overall Diameter	OADia	29.8 – 42 in
Canopy Diameter	CDia	6 in

Glass Dimensions

Cabochon Qty		6
Cabochon Glass Height	GH	5.7 in
Cabochon Glass Width	GW	6.2 in

Electrical

Bulb/Lamping Qty	6
Bulb/Lamping Type	LED
Wattage	26.6 watts
Voltage	120 volts
Total Source Lumens	2522 lumens
Dimming Type	TRIAC/ELV
Correlated Color Temp: CCT	2700K or 3000K
Color Rendering Index: CRI	93+
Certification	ETL

Installation & Mounting

Weight: Lbs	33.1 lbs
Mounting Type	J-Box
Location	Indoor/Dry

Other Information

Warranty	See Website
----------	-------------

Project Notes

Name:

Location:

Quantity:

Finish Color:

Glass Color:

Notes: