




Misto Round 12pc Swag Multi-Pendant Chain

Featuring a standard configuration of all three Hammerton Studio Optic Blown Glass styles, this versatile chandelier enables customization of the placement and height of each pendant. A ribbon of molten crystal glass added during fabrication creates a magical dance of light and color when paired with clear or vintage bulbs. Choose from several glass colors, chain styles, and finishes.

Finishes



Beige Silver
(BS)



Flat Bronze
(FB)



Gilded Brass
(GB)



Matte Black
(MB)

Glass Options



Amber (OA)



Bronze (OB)



Clear (OC)




Smoke (OS)

Suspension



Diamond
Chain (CH1)



Oval Chain
(CH2)



Rectangular
Chain (CH3)

Product Notes - PLEASE READ:

- All Hammerton Studio fixtures are handcrafted by artisans. Subtle imperfections reflect the mark of the maker and should be expected.
- This product may incorporate both steel and aluminum material. Transparent finishes may vary between steel and aluminum components.
- Products incorporating artisan blown and cast glass may create dramatic patterns of light and shadow on surrounding surfaces. While this is often desirable, shadowing can be minimized by adding recessed ceiling light to the installation area.

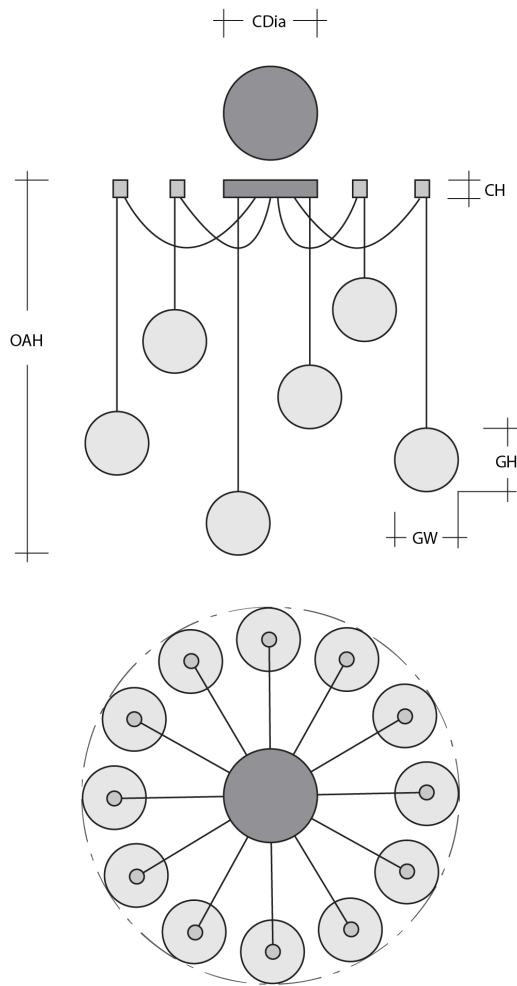
General Notes:

- Visit studio.hammerton.com to read our complete warranty.
- All dimensions are in inches unless otherwise noted. Dimensions may vary up to 7/8".

Revision date: 2025-10-14

Scan for Product &
[Install Info](#)





Misto Round 12pc Swag Multi-Pendant Chain

Product Dimensions *Dimensions may vary up to 7/8"*

Overall Height	OAH	12.5 – 60 in
Canopy Height	CH	2.1 in
Canopy Diameter	CDia	9 in
Notes	Individual pendant length adjustable from 12.5" to 60", dependent on installation.	

Glass Dimensions

Terra Qty		4
Terra Glass Height	GH	8.4 in
Terra Glass Width	GW	9 in
Ellisse Qty		4
Ellisse Glass Height	GH	10.6 in
Ellisse Glass Width	GW	6.5 in
Coppa Qty		4
Coppa Glass Height	GH	5.2 in
Coppa Glass Width	GW	8 in

Electrical

Bulb/Lamping Qty	12
Bulb/Lamping Type	Bulb
Bulbs Included	Not Included
Wattage	40 watts
Voltage	120 volts
Dimming Type	TRIAC
Certification	UL

Installation & Mounting

Weight: Lbs	65 lbs
Mounting Type	J-Box
Minimum J-Box size	4L X 4W X 1.5D in
Suspension Type	Chain
Flat or Sloped	Sloped
Max Slope	SA 45 degrees
Slope Orientation	All
Location	Indoor/Dry

Other Information

Warranty	See Website
----------	-------------

Project Notes

Name:

Location:

Quantity:

Finish Color:

Glass Color:

Notes: