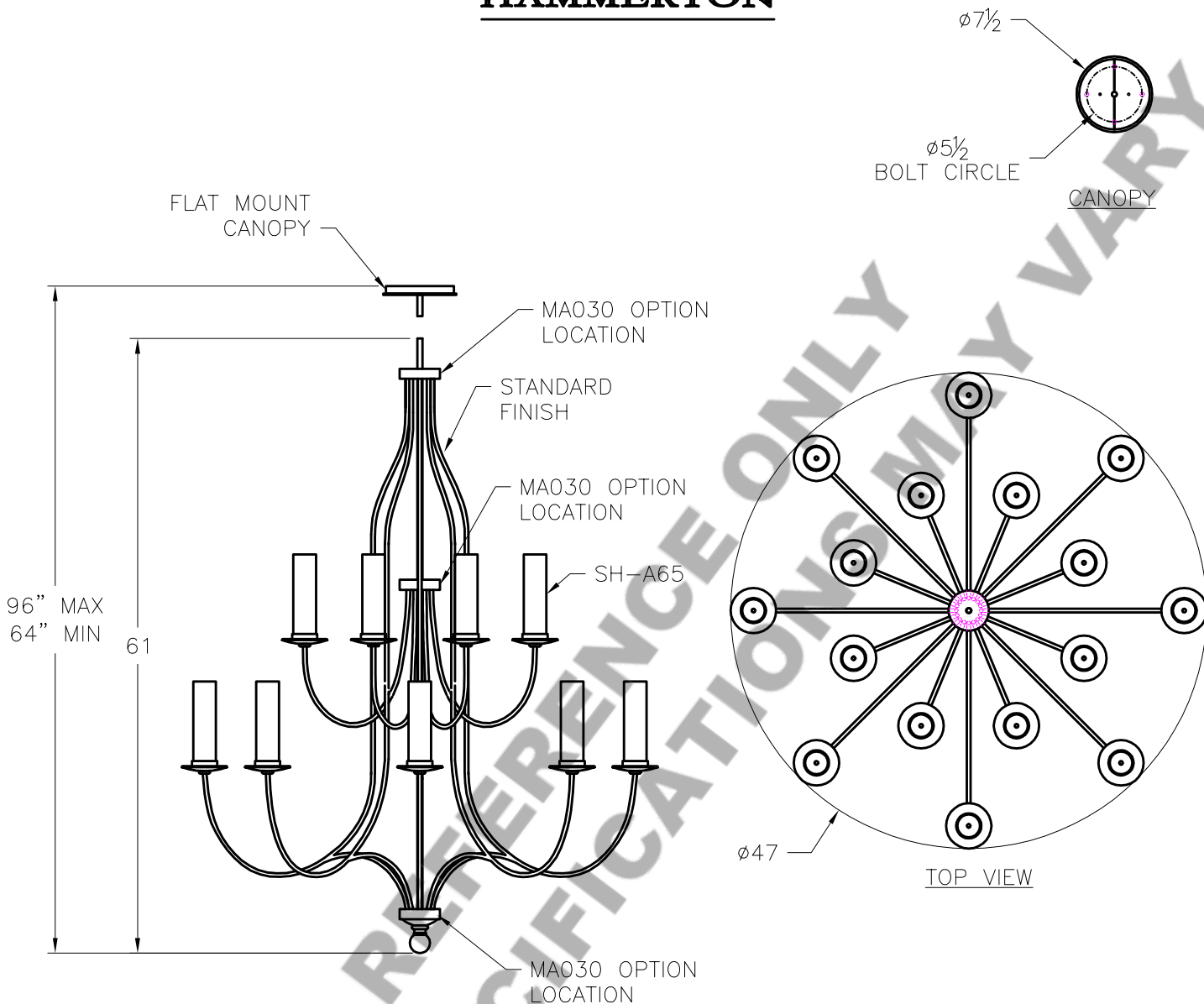


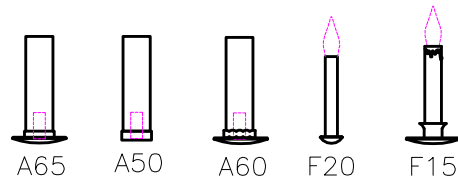
# HAMMERTON



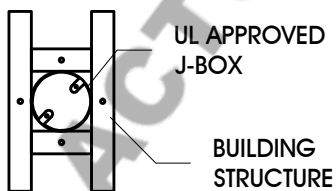
CUSTOMER TO SPECIFY  
OVERALL HEIGHT IN 1"  
INCREMENTS

CUSTOM BID REQUIRED FOR  
OTHER SIZES

DRAWN WITH A65  
PRODUCT ALSO AVAILABLE WITH  
THESE ADDITIONAL SHADES-



**MOUNTING SPECIFICATION NOTES:**



**CAUTION**

HARDWARE PACKET "A" MOUNTS  
DIRECTLY TO BUILDING STRUCTURE.

**ELECTRICAL SPECIFICATION NOTES:**



**ELECTRICAL: 16-60 WATT MAX  
CANDELABRA BASE  
120v TYPICAL  
LIGHT BULB NOT INCLUDED**

**CATALOG # CH9223**

**APPROXIMATE WEIGHT: 55 Lbs.**

**HARDWARE PACKET: A**

**SHADE OPTIONS :A65,A50,A60,F20,F15**

**UL RATING: DRY**

All of the fixtures created by Hammerton are hand  
crafted by artisans-dimensions may vary.

©Copyright 2010: All rights in design, detail or invention  
of this drawing are reserved as the property of  
Hammerton. Any imitation or adaptation without written  
consent is strictly prohibited.

www.hammerton.com