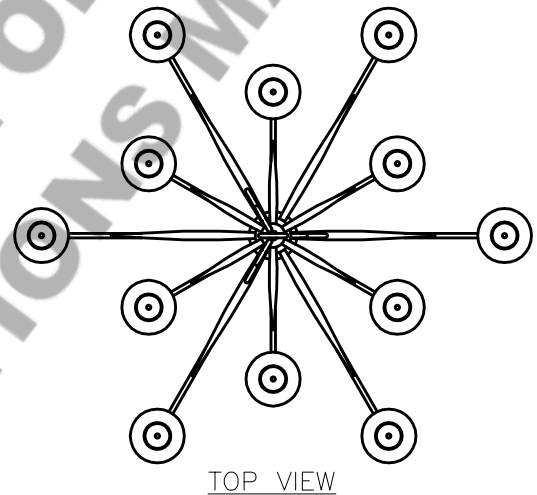
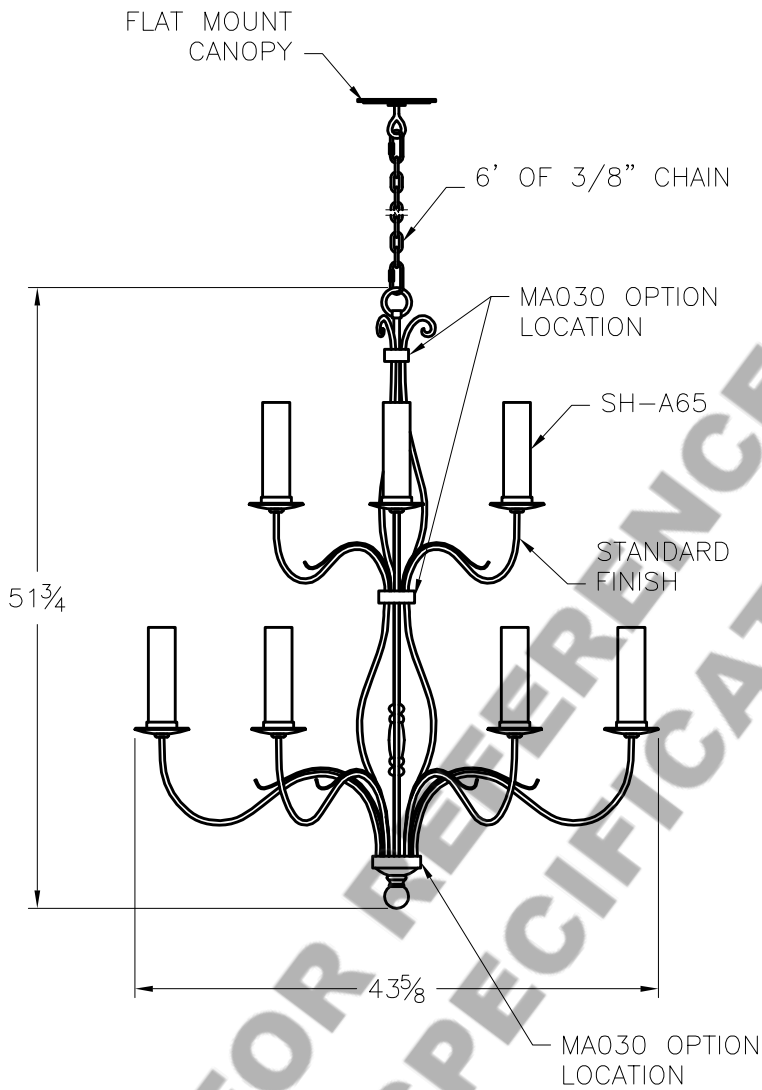
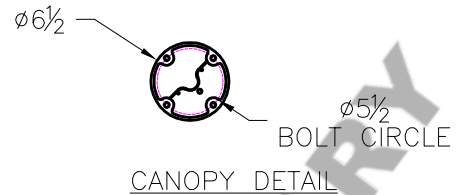
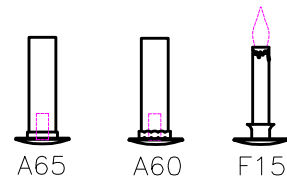


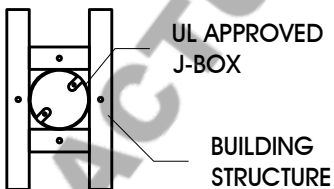
HAMMERTON



DRAWN WITH A65
 PRODUCT ALSO AVAILABLE WITH
 THESE ADDITIONAL SHADES—



MOUNTING SPECIFICATION NOTES:



CAUTION
 HARDWARE PACKET "A" MOUNTS
 DIRECTLY TO BUILDING STRUCTURE.

ELECTRICAL SPECIFICATION NOTES:



**ELECTRICAL: 12-40 WATT MAX
 CANDELABRA BASE
 120v TYPICAL
 LIGHT BULB NOT INCLUDED**

CATALOG # CH9233

APPROXIMATE WEIGHT: 50 Lbs.

HARDWARE PACKET: A

SHADE OPTIONS : A65,A60,,F15

UL RATING: DRY

All of the fixtures created by Hammerton are hand
 crafted by artisans-dimensions may vary.

©Copyright 2010: All rights in design, detail or invention
 of this drawing are reserved as the property of
 Hammerton. Any imitation or adaptation without written
 consent is strictly prohibited.

www.hammerton.com