



## Meteo Round 8pc Multi-Pendant (Bulb)

The Nebula Meteo Round Pendant Chandelier features a softly undulant 11”H oval shade in artisan blown crystal glass with an LED-illuminated cast crystal glass diffuser in a choice of three styles. For a more traditional look, order with an E26 base that takes one 40W bulb.

### Finishes




Burnished Bronze (BB)



Beige Silver (BS)



Classic Silver (CS)



Flat Bronze (FB)



Gilded Brass (GB)



Graphite (GP)



Matte Black (MB)




Novel Brass (NB)

### Glass Options




Amber (A)



Bronze (B)



Clear (C)



Smoke (S)

### Product Notes - PLEASE READ:

- All Hammerton fixtures are handcrafted by artisans. Subtle imperfections reflect the mark of the maker and should be expected.
- This product may incorporate both steel and aluminum material. Transparent finishes may vary between steel and aluminum components.
- Products incorporating artisan blown and cast glass may create dramatic patterns of light and shadow on surrounding surfaces. While this is often desirable, shadowing can be minimized by adding recessed ceiling light to the installation area.

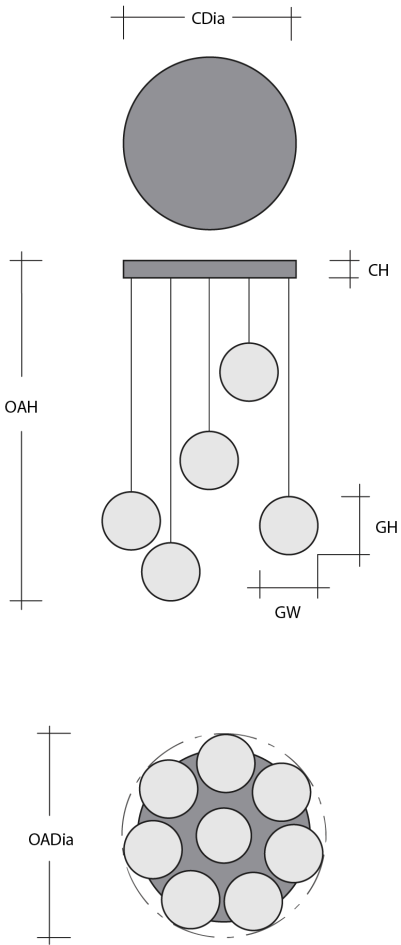
### General Notes:

- Visit [studio.hammerton.com](http://studio.hammerton.com) to read our complete warranty.
- All dimensions are in inches unless otherwise noted. Dimensions may vary up to 7/8".

Revision date: 2026-01-12

Scan for Product & Install Info





# Meteo Round 8pc Multi-Pendant (Bulb)

**Product Dimensions** *Dimensions may vary up to 7/8"*

Overall Height	OAH	19.1 – 137.1 in
Overall Diameter	OADia	29.7 in
Canopy Height	CH	1.7 in
Canopy Diameter	CDia	24 in

**Glass Dimensions**

Meteo Qty		8
Meteo Glass Height	GH	11.1 in
Meteo Glass Width	GW	8 in

**Electrical**

Bulb/Lamping Qty		8
Bulb/Lamping Type		Bulb
Bulbs Included		Not Included
Wattage		40 watts
Voltage		120 volts
Dimming Type		TRIAC
Certification		UL

**Installation & Mounting**

Weight: Lbs		77 lbs
Mounting Type		Structural
Suspension Type		Cloth Cord
Flat or Sloped		Sloped
Max Slope	SA	45 degrees
Slope Orientation		All
Location		Indoor/Dry

**Other Information**

Warranty		See Website
----------	--	-------------

**Project Notes**

Name:  
 Location:  
 Quantity:  
 Finish Color:  
 Glass Color:  
 Notes: