



## Cabochon Linear 9pc Multi-Pendant




### Finishes



Burnished Bronze (BB)



Beige Silver (BS)



Classic Silver (CS)



Flat Bronze (FB)



Gilded Brass (GB)




Graphite (GP)



Matte Black (MB)



Novel Brass (NB)



Salt White (WI)


### Glass Options




Amber (A)



Bronze (B)



Clear (C)



Smoke (S)




Opal White (WL)

### Cap Styles



Black Marble (BM)




Travertine (TR)



White Marble (WM)



Matching Finish (MS)




Burnished Bronze (BB)




Beige Silver (BS)



Classic Silver (CS)



Flat Bronze (FB)




Gilded Brass (GB)



Graphite (GP)



Matte Black (MB)



Novel Brass (NB)



Salt White (WI)



Poppy Blue (BU)



Sage Green (GE)



Cinnamon Red (RE)

### Product Notes - PLEASE READ:

- All Hammerton Studio fixtures are handcrafted by artisans. Subtle imperfections reflect the mark of the maker and should be expected.
- This product may incorporate both steel and aluminum material. Transparent finishes may vary between steel and aluminum components.
- Products incorporating artisan blown and cast glass may create dramatic patterns of light and shadow on surrounding surfaces. While this is often desirable, shadowing can be minimized by adding recessed ceiling light to the installation area.

[Scan for Product & Install Info](#)

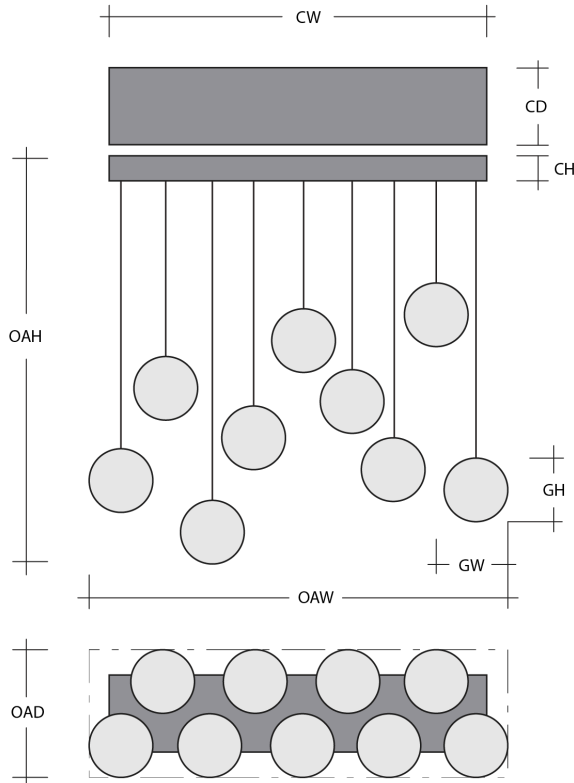


### General Notes:

- Visit [studio.hammerton.com](http://studio.hammerton.com) to read our complete warranty.
- All dimensions are in inches unless otherwise noted. Dimensions may vary up to 7/8".

Revision date: 2025-04-03

## Cabochon Linear 9pc Multi-Pendant



### Product Dimensions *Dimensions may vary up to 7/8"*

Overall Height	OAH	13.7 – 131.7 in
Overall Width	OAW	66.4 in
Overall Depth	OAD	12.1 in
Canopy Height	CH	1.7 in
Canopy Width	CW	62.5 in
Canopy Depth	CD	8.4 in

### Glass Dimensions

Cabochon Qty		9
Cabochon Glass Height	GH	5.7 in
Cabochon Glass Width	GW	6.2 in

### Electrical

Bulb/Lamping Qty		9
Bulb/Lamping Type		LED
Wattage		47 watts
Voltage		120 volts
Total Source Lumens		3782 lumens
Dimming Type		TRIAC/ELV
Correlated Color Temp: CCT		2700K or 3000K
Color Rendering Index: CRI		93+
Certification		ETL

### Installation & Mounting

Weight: Lbs		81 lbs
Mounting Type		Structural
Suspension Type		Cloth Cord
Flat or Sloped		Sloped
Max Slope	SA	45 degrees
Slope Orientation		All
Location		Indoor/Dry

### Other Information

Warranty		See Website
----------	--	-------------

### Project Notes

Name:

Location:

Quantity:

Finish Color:

Glass Color:

Notes: