




## Misto Round 3pc Swag Multi-Pendant Chain

Featuring a standard configuration of all three Hammerton Studio Optic Blown Glass styles, this versatile chandelier enables customization of the placement and height of each pendant. A ribbon of molten crystal glass added during fabrication creates a magical dance of light and color when paired with clear or vintage bulbs. Choose from several glass colors, chain styles, and finishes.

### Finishes



Beige Silver  
(BS)



Flat Bronze  
(FB)



Gilded Brass  
(GB)



Matte Black  
(MB)

### Glass Options



Amber (OA)



Bronze (OB)



Clear (OC)




Smoke (OS)

### Suspension



Diamond  
Chain (CH1)



Oval Chain  
(CH2)



Rectangular  
Chain (CH3)

### Product Notes - PLEASE READ:

- All Hammerton Studio fixtures are handcrafted by artisans. Subtle imperfections reflect the mark of the maker and should be expected.
- This product may incorporate both steel and aluminum material. Transparent finishes may vary between steel and aluminum components.
- Products incorporating artisan blown and cast glass may create dramatic patterns of light and shadow on surrounding surfaces. While this is often desirable, shadowing can be minimized by adding recessed ceiling light to the installation area.

### General Notes:

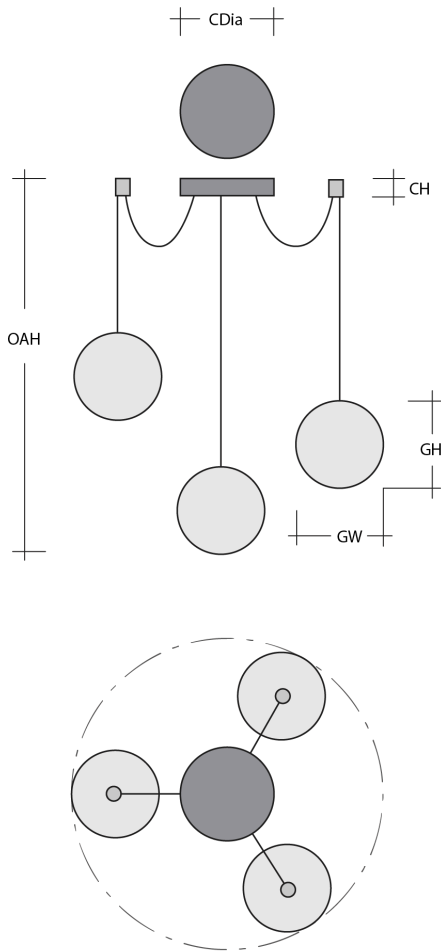
- Visit [studio.hammerton.com](http://studio.hammerton.com) to read our complete warranty.
- All dimensions are in inches unless otherwise noted. Dimensions may vary up to 7/8".

Revision date: 2025-10-14

Scan for Product &  
[Install Info](#)



## Misto Round 3pc Swag Multi-Pendant Chain



### Product Dimensions *Dimensions may vary up to 7/8"*

Overall Height	OAH	10.2 – 60 in
Canopy Height	CH	0.8 in
Canopy Diameter	CDia	6 in
Notes		Individual pendant length adjustable from 10.2" to 60", dependent on installation.

### Glass Dimensions

Terra Qty		1
Terra Glass Height	GH	8.4 in
Terra Glass Width	GW	9 in
Ellisse Qty		1
Ellisse Glass Height	GH	10.6 in
Ellisse Glass Width	GW	6.5 in
Coppa Qty		1
Coppa Glass Height	GH	5.2 in
Coppa Glass Width	GW	8 in

### Electrical

Bulb/Lamping Qty		3
Bulb/Lamping Type		Bulb
Bulbs Included		Not Included
Wattage		40 watts
Voltage		120 volts
Dimming Type		TRIAC
Certification		UL

### Installation & Mounting

Weight: Lbs		17 lbs
Mounting Type		J-Box
Minimum J-Box size		4L X 4W X 1.5D in
Suspension Type		Chain
Flat or Sloped		Sloped
Max Slope	SA	45 degrees
Slope Orientation		All
Location		Indoor/Dry

### Other Information

Warranty		See Website
----------	--	-------------

### Project Notes

Name:

Location:

Quantity:

Finish Color:

Glass Color:

Notes: